




	RB / WB			WB			
	Ø 3.5 mm ☆ RB (Regular Base) BLX	Ø 3.75 mm ☆ RB (Regular Base) BLX	Ø 4.0 mm ☆ RB (Regular Base) BLX	Ø 4.5 mm ☆ RB (Regular Base) BLX	Ø 5.0 mm ☆ WB (Wide Base) BLX	Ø 5.5 mm ☆ WB (Wide Base) BLX	Ø 6.5 mm ☆ WB (Wide Base) BLX
							
<b>Roxolid® SLActive®</b>	6 mm –	6 mm 061.4306	6 mm 061.5306	6 mm 061.6306	6 mm 061.7306	6 mm 061.8306	6 mm 061.9306
	8 mm 061.3308	8 mm 061.4308	8 mm 061.5308	8 mm 061.6308	8 mm 061.7308	8 mm 061.8308	8 mm 061.9308
	10 mm 061.3310	10 mm 061.4310	10 mm 061.5310	10 mm 061.6310	10 mm 061.7310	10 mm 061.8310	10 mm 061.9310
	12 mm 061.3312	12 mm 061.4312	12 mm 061.5312	12 mm 061.6312	12 mm 061.7312	12 mm 061.8312	12 mm 061.9312
	14 mm 061.3314	14 mm 061.4314	14 mm 061.5314	14 mm 061.6314	14 mm 061.7314	14 mm –	14 mm –
	16 mm 061.3316	16 mm 061.4316	16 mm 061.5316	16 mm 061.6316	16 mm 061.7316	16 mm –	16 mm –
	18 mm 061.3318	18 mm 061.4318	18 mm 061.5318	18 mm 061.6318	18 mm 061.7318	18 mm –	18 mm –
<b>Roxolid® SLA®</b>	6 mm –	6 mm 061.4506	6 mm 061.5506	6 mm 061.6506	6 mm 061.7506	6 mm 061.8506	6 mm 061.9506
	8 mm 061.3508	8 mm 061.4508	8 mm 061.5508	8 mm 061.6508	8 mm 061.7508	8 mm 061.8508	8 mm 061.9508
	10 mm 061.3510	10 mm 061.4510	10 mm 061.5510	10 mm 061.6510	10 mm 061.7510	10 mm 061.8510	10 mm 061.9510
	12 mm 061.3512	12 mm 061.4512	12 mm 061.5512	12 mm 061.6512	12 mm 061.7512	12 mm 061.8512	12 mm 061.9512
	14 mm 061.3514	14 mm 061.4514	14 mm 061.5514	14 mm 061.6514	14 mm 061.7514	14 mm –	14 mm –
	16 mm 061.3516	16 mm 061.4516	16 mm 061.5516	16 mm 061.6516	16 mm –	16 mm –	16 mm –
	18 mm 061.3518	18 mm 061.4518	18 mm 061.5518	18 mm 061.6516	18 mm –	18 mm –	18 mm –

**Closure Cap**

RB (Regular Base)

WB (Wide Base)



H 0.4 mm  
064.4100S



H 0.5 mm  
064.8102S

**Healing Abutment**



AH = abutment height  
GH = gingiva height  
= diameter

Healing Abutments for Crown




Healing Abutments for Crown





Healing Abutments for Bridge



Healing Abutments for Crown - Wide Profile



Healing Abutments for Crown - Wide Profile

GH	AH 2 mm		
	Ø 4.0 mm	Ø 5.0 mm	Ø 6.5 mm
1.5 mm			
2.5 mm	064.4202S	064.4212S	064.4222S
3.5 mm	064.4204S	064.4214S	064.4224S
	064.4206S	064.4216S	064.4226S

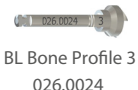
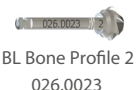
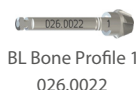
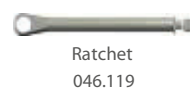
GH	AH 4 mm		
	Ø 4.0 mm	Ø 5.0 mm	Ø 6.5 mm
1.5 mm			
2.5 mm	064.4203S	064.4213S	064.4223S
3.5 mm	064.4205S	064.4215S	064.4225S
	064.4207S	064.4217S	064.4227S

GH	AH 2 mm		AH 4 mm	
	Ø 5.0 mm	Ø 5.0 mm	Ø 5.0 mm	Ø 5.0 mm
1.5 mm				
	064.4232S	064.4233S		

GH	AH 2 mm	
	Ø 6.0 mm	Ø 7.5 mm
0.75 mm		
1.5 mm	064.8201S	064.8203S
	064.8212S	064.8214S

GH	AH 4 mm	
	Ø 6.0 mm	Ø 7.5 mm
0.75 mm		
1.5 mm	064.8202S	064.8204S
	064.8213S	064.8215S

**Auxiliary Instruments**



## RB/WB prosthetics

Fit on RB and WB implants  
(Ø 3.5 mm - Ø 6.5 mm)



### Impression Posts; Implant Analogs



Open-tray 065.0031 065.0033 065.4310 065.0021

### Scanbodies and Repositionable Analogs



Scanbody 065.0035 Analog 065.0023

### Temporary Abutments

For Crown, AH 11 mm (incl. screw)

	Ø 3.8 mm	Ø 4.5 mm	Ø 6.0 mm
GH 1.5 mm	064.4362	064.4372	—
GH 2.5 mm	064.4363	064.4373	064.4382
GH 3.5 mm	064.4364	064.4374	064.4383

For Bridge, AH 5.5 mm (incl. screw)

GH 1.5 mm	Ø 4.5 mm
064.4352	

## WB prosthetics

Fit only on WB implants  
(Ø 5.0 mm - Ø 6.5 mm)



### Impression Posts; Implant Analogs



Open-tray 065.0032 065.0034 065.4810 065.0022

### Scanbodies and Repositionable Analogs



Scanbody 065.0035 Analog 065.0024

### Temporary Abutments

Temporary Abutments for Crown, AH 11 mm (incl. screw)

	Ø 5.5 mm
GH 0.75 mm	064.4391
GH 1.5 mm	064.4392

## Variobase®, Burn-out copings

Variobase® for Crown, AH 5.5 mm (incl. screw)

	Ø 3.8 mm	Ø 4.5 mm
GH 1.5 mm	062.4934	062.4944
GH 2.5 mm	062.4935	062.4945
GH 3.5 mm	062.4936	062.4946

Burn-out Copings for Crown

	Ø 3.8 mm	Ø 4.5 mm
RB/WB	065.0014	065.0015

Variobase® Basal Screw

	Basal Screw	Basal Screw AS
RB/WB	065.0036	065.0037

Variobase® for Crown AS, AH 5.5 mm (incl. screw)

	Ø 4.5 mm
GH 1.5 mm	062.4972

Burn-out Copings for Crown AS

	Ø 4.5 mm
RB/WB	065.0018

Variobase® for Bridge/Bar, AH 3.5 mm (incl. screw)

	Ø 4.5 mm
GH 1.5 mm	062.4961

Burn-out Copings for Bridge/Bar

	Ø 4.5 mm
RB/WB	065.0017

## Variobase®, Burn-out copings

Variobase® for Crown, AH 5.5 mm (incl. screw)

	Ø 5.5 mm
GH 0.75 mm	062.4953
GH 1.5 mm	062.4954

Burn-out Copings for Crown

	Ø 5.5 mm
WB	065.0016

Variobase® for Crown AS, AH 5.5 mm (incl. screw)

	Ø 5.5 mm
GH 1.5 mm	062.4971

Burn-out Copings for Crown AS

	Ø 5.5 mm
WB	065.0019

Variobase® Basal Screw

	Basal Screw	Basal Screw AS
RB/WB	065.0036	065.0037

## Multi-unit Abutments

Titanium Abutments (incl. screw)

	Angle	0°	17°	30°
RB/WB	Ø 4.6 mm			
GH 1.5 mm	062.4722S	—	—	—
GH 2.5 mm	062.4723S	—	—	—
GH 3.5 mm	062.4724S	062.4733S	062.4743S	
GH 4.5 mm	062.4725S	062.4734S	063.4744S	
GH 5.5 mm	—	062.4735S	062.4745S	

Protective cap

	H 4.5 mm	H 5.1 mm
	024.0020-04	024.4323-04

Impression posts

	Ø 4.6 mm
Closed-tray	025.0014
Open-tray	025.0012

Titanium Copings (incl. screw)

	Ø 4.6 mm
Crown	023.4747
Bridge	023.4751

Temporary TAN Copings (incl. screw)

	Ø 4.6 mm
Crown	024.0023
Bridge	024.0024

Variobase® for Bridge/Bar (incl. screw)

	Ø 4.6 mm
	023.0028

Analog for Screw-retained Abutments

	Ø 4.6 mm
	023.4756

Burn-out Copings, Plastic (incl. screw)

	Ø 4.6 mm
Crown	023.4748
Bridge	023.4758

Scanbody

	025.0001
--	----------

Repositionable Analog

	025.0008
--	----------

## Novaloc

Novaloc® Abutments

	Angle	0°	15°
RB/WB	Ø 3.8 mm		
GH 1.5 mm	062.4501	—	—
GH 2.5 mm	062.4502	062.4507	
GH 3.5 mm	062.4503	062.4508	
GH 4.5 mm	062.4504	062.4509	
GH 5.5 mm	062.4505	062.4510	
GH 6.5 mm	062.4506	062.4511	
GH 7.5 mm	—	062.4512	



## Auxiliary Instruments



Screwdriver 15mm 046.400 Screwdriver 21mm 046.401 Screwdriver 27mm 046.402 AS Screwdriver 15mm 046.786 AS Screwdriver 21mm 046.787 AS Screwdriver 27mm 046.788